

Document Code: SX/11 – Driver & Parent Handbook

Version: July 2025

Issued by: Stoxkarts Ltd.

Next Review Date: Jan 2026.



## STOXKARTS DRIVER & PARENT HANDBOOK 2025

Official SX/11 Document

### 1. WELCOME TO STOXKARTS

Stoxkarts is a fully controlled, contact oval racing formula for drivers aged 11+. All karts are equal-spec with sealed Honda engines and fixed gearing. It's all about driver skill, not budget.

### 2. WHO CAN RACE?

- Junior Drivers: Ages 11–16 (must display orange 'J')
- Senior Drivers: Ages 16–70

Juniors and Seniors never race together. Both use the same kart spec but differ in weight limits and welfare controls.

### 3. TRYING A KART – HIRE EXPERIENCE

We offer fully inclusive Hire Kart packages for potential new drivers.

Includes:

- Race-prepped kart
- Racewear (helmet, suit, gloves)
- Trackside support
- Full Damage (within the rules of racing)

Hire must be booked in advance.

### 4. GETTING STARTED

- Read the Rulebook (SX/10)
- Apply for a licence (Junior/Senior)
- Check our race calendar
- Attend your first meeting

We're here to support you at every step.

### 5. DRIVER RESPONSIBILITIES

- Juniors must race respectfully and follow official guidance, nudge & spin.
- Seniors must show leadership and good conduct.
- Parents must support positive behaviour and respect for officials.

## **6. RACE DAY OVERVIEW**

- Sign in on arrival
- Scrutineering and helmet, safety equipment check
- Driver briefing is mandatory
- Grid positions will be posted
- Respect yellow and red flag procedures and rules of racing.

## **7. RULES & SAFETY HIGHLIGHTS**

- Controlled contact is allowed (bump to pass)
- No following in or attacking stationary karts
- Red flag = stop immediately
- Yellow flag = no overtaking, slow speed
- Stay in kart unless instructed otherwise

## **8. WELFARE & SAFEGUARDING**

Stoxkarts Ltd. maintains strict welfare policies.

- Safeguarding Officer available at every event
- Safe Zone inside the Stoxkarts transporter
- Drivers, parents or officials can raise concerns at any time

## **9. SOCIAL MEDIA & CONDUCT**

- Be respectful online, no abuse, threats or bullying
- Don't post race incidents or blame
- Problems? Use the proper complaints route (SX/44)

## **10. EQUIPMENT & CHECKLIST**

- Helmet (approved standard)
- Race suit, gloves, balaclava (approved standard) & ankle covering footwear.
- Novice cross if required
- Orange 'J' for Junior drivers
- Seat and pedal setup must be safe

## **11. USEFUL LINKS**

- Rulebook: SX/10
- Risk Assessments: SX/20–SX/23
- Policy Pack: SX/40–SX/53
- Protests & Logs: SX/70+

## 12. OFFICIALS & CONTACTS

Officials:

- DSO: At least 1 DSO available at every meeting Christina Higgins, Claire Holden, AJ Hemmingway.
- Test Admins: Julie Fenton, Christina Higgins, Claire Holden, Jill Farrington
- Scrutineers: Jason Holden, Ian Higgins, Paul Heath, Carl Nunn
- ORCi Scrutineer: Michael Havercroft, Jason Holden, Carl Nunn, Ian Higgins
- Assistant Race Directors: Jason Holden, Claire Holden

## 13. POLICY PACK REFERENCE

Document	Code	Where to Find
Rulebook	SX/10	<a href="https://www.stoxkarts.co.uk/policies-downloads">https://www.stoxkarts.co.uk/policies-downloads</a>
Code of Conduct	SXP/3	Policy Pack <a href="https://www.stoxkarts.co.uk/policies-downloads">https://www.stoxkarts.co.uk/policies-downloads</a>
Medical Form	SX/6	For Arm Band <a href="https://www.stoxkarts.co.uk/licence-forms">https://www.stoxkarts.co.uk/licence-forms</a>
Licence forms	SX/1 - SX/2	<a href="https://www.stoxkarts.co.uk/licence-forms">https://www.stoxkarts.co.uk/licence-forms</a>
Disciplinary Policy	SXP/13	<a href="https://www.stoxkarts.co.uk/policies-downloads">https://www.stoxkarts.co.uk/policies-downloads</a>
Safeguarding Policy	SXP/2	<a href="https://www.stoxkarts.co.uk/policies-downloads">https://www.stoxkarts.co.uk/policies-downloads</a>

## 14. PHOTO & SOCIAL MEDIA

All official media is subject to the Stoxkarts Social Media & Media Consent Policy (SXP/9). Parents are asked to post respectfully and avoid abusive or inflammatory content.

## 15. SAFE ZONE LOCATION

To ensure the welfare of all junior drivers and support safeguarding best practice, Stoxkarts Ltd. maintains a dedicated Safe Zone at every event.

Location: The Safe Zone is located within the Stoxkarts transporter.

It serves as a quiet, supervised space where:

- Junior drivers can take a break or calm down.
- Any driver, parent or official can raise a concern.
- The Designated Safeguarding Officer (DSO) may conduct a private discussion or welfare check.

The Safe Zone is monitored by the designated DSO and is available throughout the meeting.

## 16. EMERGENCY MEDICAL ARMBAND FORM

All drivers are required to carry a folded Emergency Medical Form in their armband while racing.

This form contains:

- Driver's name and licence number
- Medical conditions or allergies
- Emergency contact details
- Any declared medication

It must be updated regularly and remain legible.

A printable version is available on the website: <https://www.stoxkarts.co.uk/licence-forms>











## 17. DRIVER RACE-DAY PRE-EVENT CHECKLIST

This checklist is for use by drivers, parents/guardians, or team members to ensure all key preparations are completed before racing.

- ✓ Sign in at track and with Stoxkarts
- ✓ Attend Scrutineering with your kart. Make sure your back panel is off, you have your license, helmet, suit, gloves, boots, and neck brace and they are compliant.
- ✓ Attend Drivers briefings, parent must attend with under 18s.
- ✓ Before going on track make sure the kart has passed scrutineering .
- ✓ Transponder fitted
- ✓ Fuel is topped up, cap fitted securely and fuel tap on
- ✓ Helmet, suit, gloves, boots, and neck brace are worn.
- ✓ Armband is worn and up to date.
- ✓ Seatbelt fitted and adjusted
- ✓ Check steering wheel is secure.
- ✓ Check brakes before leaving pits.

This checklist supports safety and compliance with the Stoxkarts Rulebook and event procedures. It should be completed prior to each meeting.

## 18 FLAG GUIDE

-  Green Flag / Light: Track is clear – race at full speed.
-  Static Yellow Flag / Light: Caution – stationary kart(s) ahead.
-  Waved Yellow Flag / Flashing Light: Stop safely – no overtaking – await instructions.
-  Red Flag / Light: STOP IMMEDIATELY – Serious incident. Remain belted in.
-  White Flag with Red Cross: Technical disqualification – retire to the infield.
-  White Flag with Blue Spot: Oil or debris on track – proceed with caution.
-  Black Flag: Disqualified – retire from the race immediately.
-  Union Jack Flag: Race has reached the halfway point.
-  Black/White Chequered Flag: Race winner finished – keep racing for placings.
-  Chequered Flag with Red Light: Race over – slow down and exit safely.